



# Financial Results Overview FY2022

**GIKEN LTD.**

**<stock code: 6289>**

# Overview - 3 year Trend

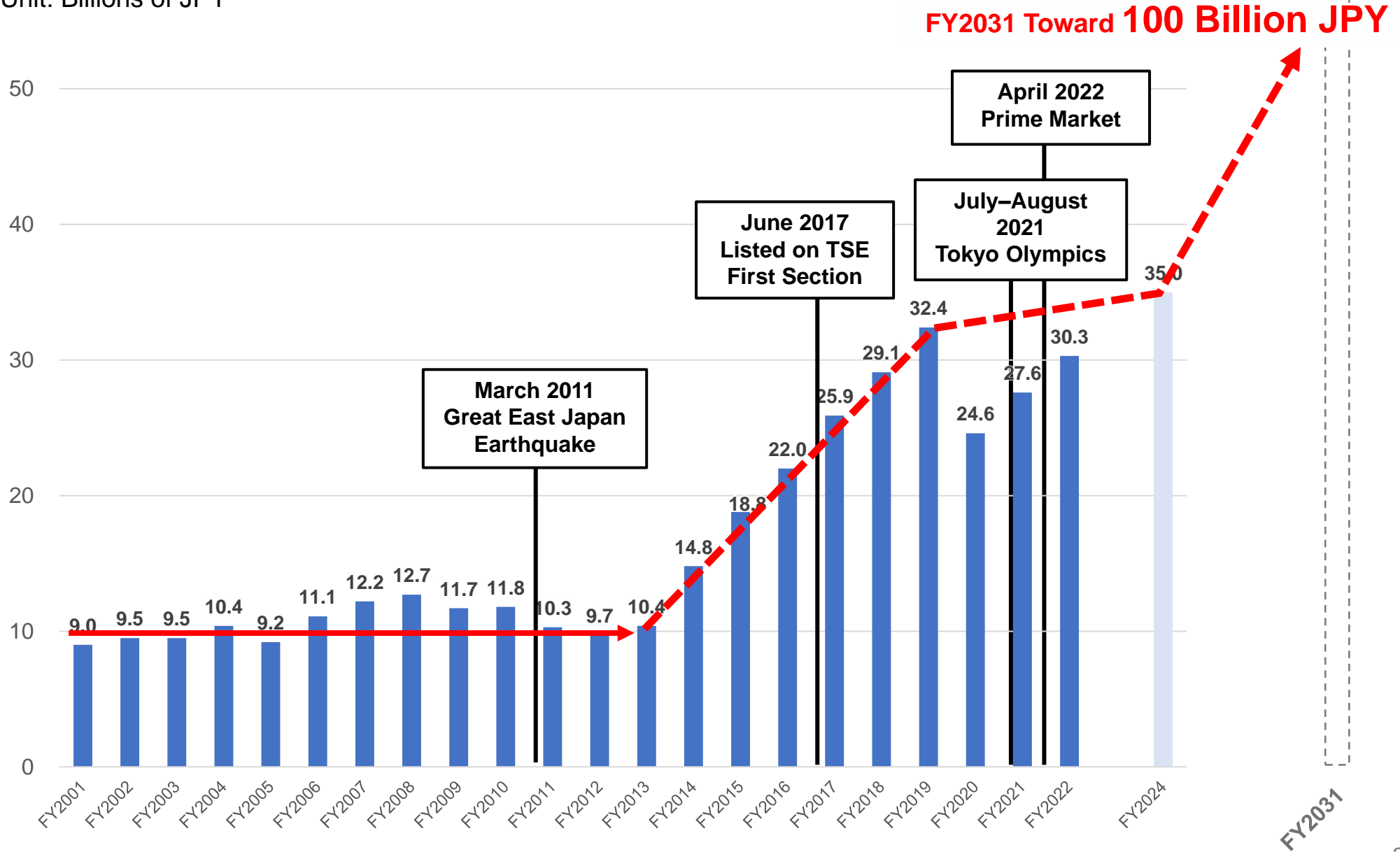
Unit: Millions of JPY

	FY2020	FY2021		FY2022	
			YoY		YoY
<b>Net sales</b>	<b>24,640</b>	<b>27,618</b>	<b>+12.1%</b>	<b>30,378</b>	<b>+10.0%</b>
<b>Operating profit</b>	<b>2,498</b>	<b>3,997</b>	<b>+59.9%</b>	<b>4,613</b>	<b>+15.4%</b>
<b>Ordinary Profit</b>	<b>2,792</b>	<b>4,161</b>	<b>+49.0%</b>	<b>4,832</b>	<b>+16.1%</b>
<b>Profit*</b>	<b>1,400</b>	<b>3,073</b>	<b>+119.4%</b>	<b>3,234</b>	<b>+5.2%</b>
<b>Profit per share (JPY)</b>	<b>51.28</b>	<b>112.22</b>	<b>+118.8%</b>	<b>117.65</b>	<b>+4.8%</b>
<b>ROE</b>	<b>3.7%</b>	<b>8.0%</b>	<b>+4.3pts</b>	<b>8.1%</b>	<b>+0.1pts</b>

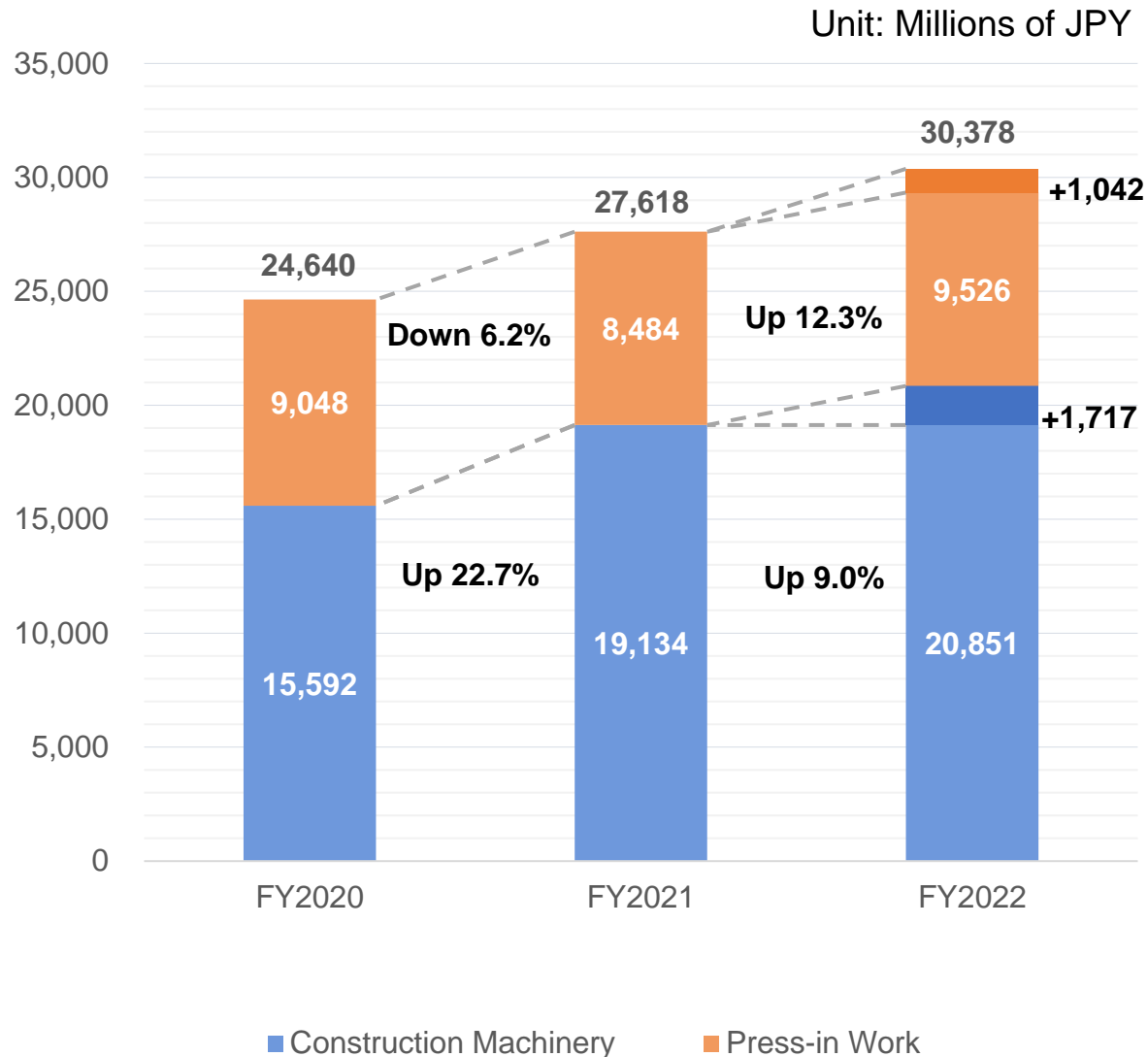
\*Profit attributable to owners of GIKEN LTD.

# Overview - Net Sales (Past 20 Years and Future Prospect)

Unit: Billions of JPY



# Overview - Sales Result by Segment



## ◇ Construction Machinery Segment

**Up 1,717M JPY**

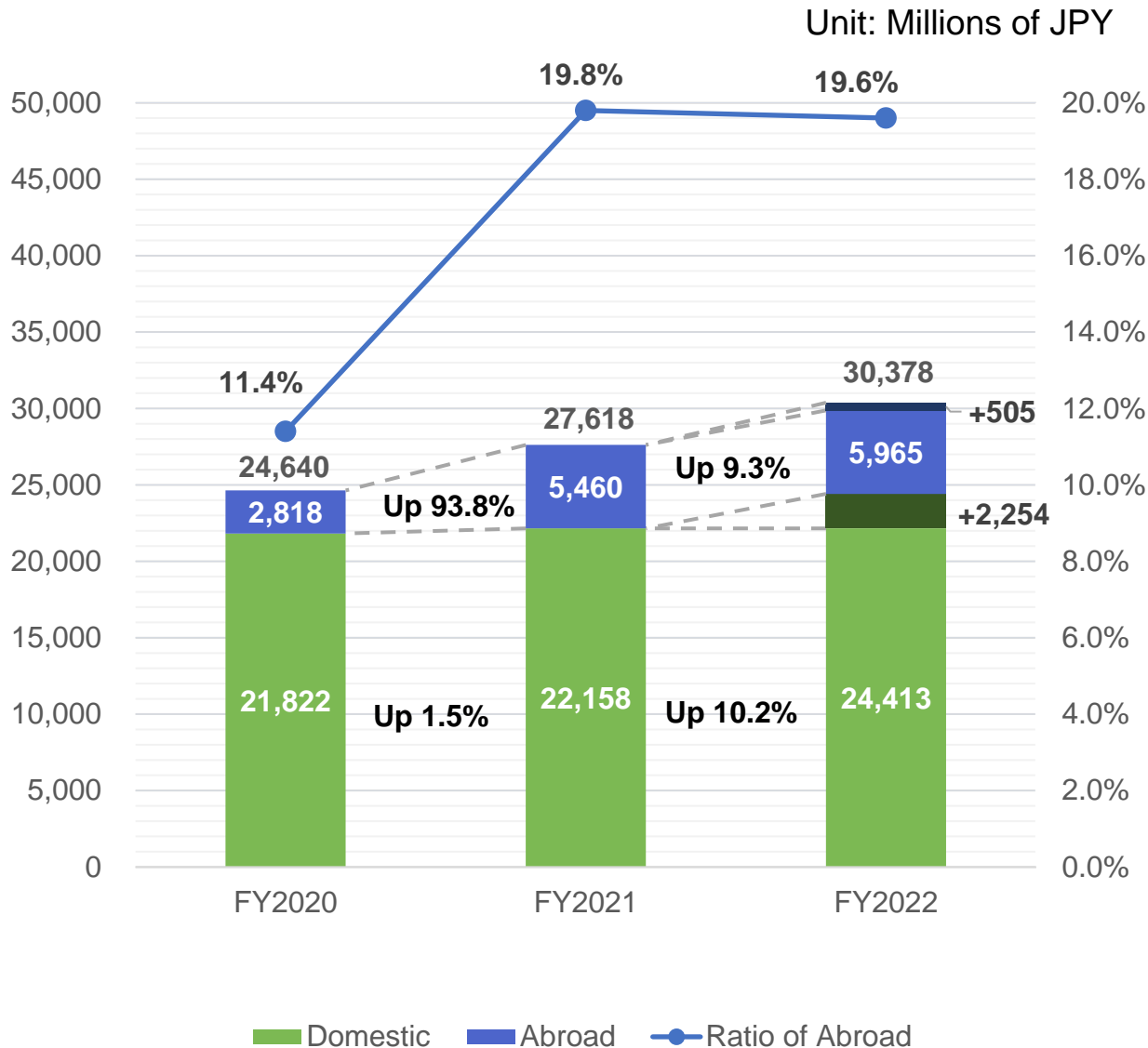
- Demand for replacement of standard equipment and sales of F301-900 for 900 mm hat-type sheet piles remained strong.
- Sales to emerging Asian countries increased.

## ◇ Press-in Work Segment

**Up 1,042M JPY**

- Adoption of the Implant Method remained strong mainly in construction works related to recovery and reconstruction from natural disasters and prevention and mitigation of future disasters.
- Sales of overseas projects increased.

# Overview - Sales Result Domestic and Abroad



## ◇ Domestic sales Up 2,254M JPY

Private sector investment has been on a recovery trend, and sales of finished goods were strong mainly due to demand for newly introducing F301-900 for 900 mm hat-type sheet piles.

## ◇ Abroad sales Up 505M JPY

- Sales of finished goods in Europe and sales of press-in works in Australia were recorded.

# FY2023 Forecast

# Forecast - Consolidated Results

Unit: Millions of JPY

	FY2022 Actual	Forecast for FY2023			
		1st half	2nd half	Full year	YoY
Net sales	30,378	15,600	16,400	32,000	+5.3%
Operating profit	4,613	2,950	2,050	5,000	+8.4%
Ordinary Profit	4,832	3,000	2,050	5,050	+4.5%
Profit*	3,234	2,050	1,450	3,500	+8.2%
Profit per share (JPY)	117.65	74.54	52.72	127.26	+8.2%

\*Profit attributable to owners of GIKEN LTD.

# Forecast - Key Points

## (1) Construction Machinery Segment

### ◎Recovery of customers' appetite for capital investment

- Infrastructure development, including measures to strengthen national resilience and measures related to expressways, ports, and logistics, is expected to remain strong.
- In addition, the private sector is expected to develop more facilities for the World Expo in Osaka and urban redevelopment and to step up measures for disaster prevention, such as installation of impervious walls.

### ◎Expansion of new customers and sales channels

- Strengthening collaboration with and otherwise leveraging the sales and proposal functions of leading companies for construction machinery rental services will increase new customers and expand sales channels.

### ◎Facilitate sales increase in Europe and Southeast Asia (including ODA) based on the adoption of the Implant Method

### ◎Completion and launch of RED HILL 1967, a demonstration facility to advertise press-in technology to the world



# Forecast - Key Points

## (2) Press-in Work Segment

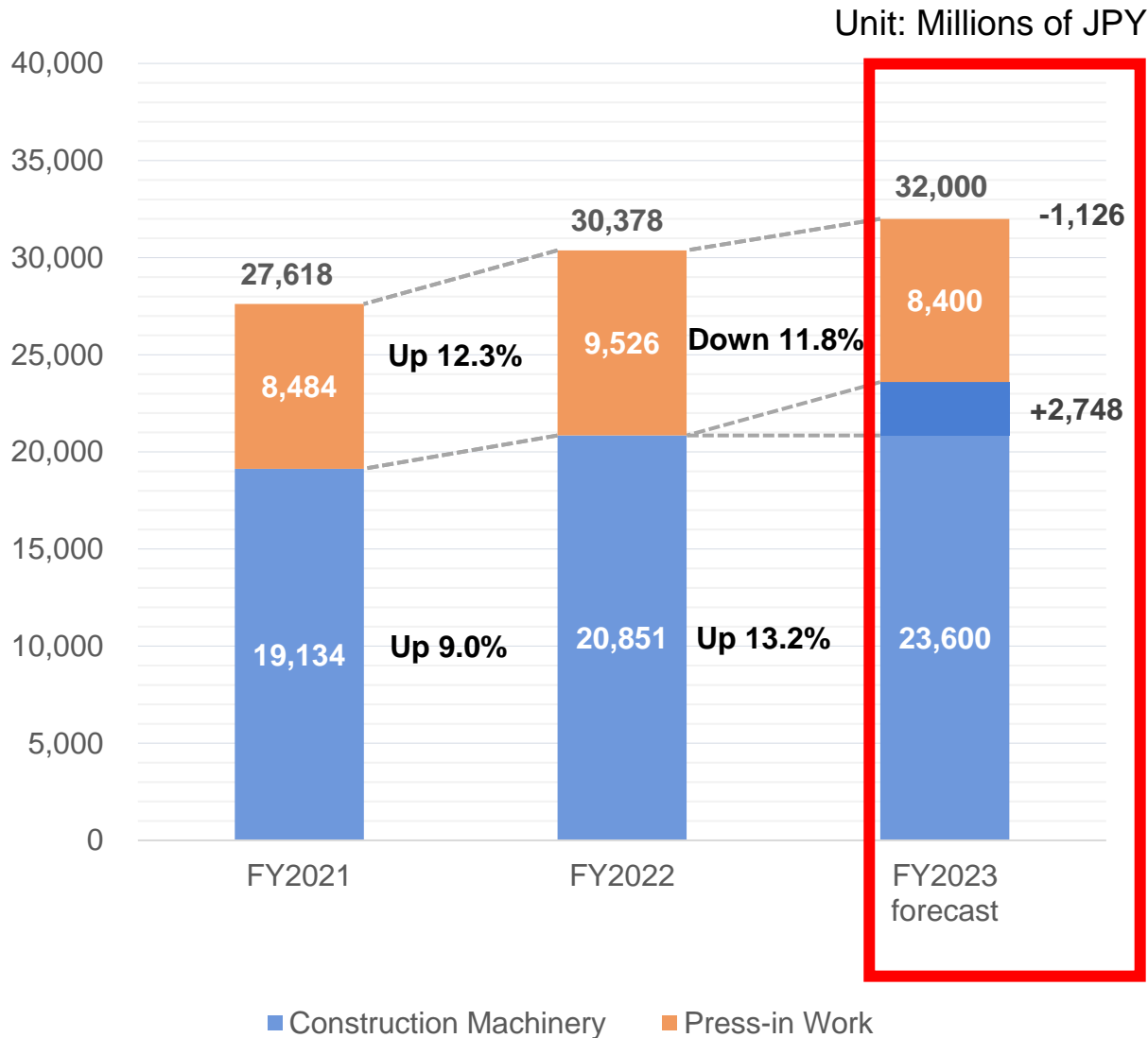
### ©Increased adoption of Implant Method®

- Adoption, as well as expansion of the applicable range, of the Implant Method® is expected in the development of expressways and ports, mainly for recovery from natural disasters, anti-seismic reinforcement, and extension of infrastructure service life.

### ©Focus on 'total package' solutions and accelerate the take-up of press-in methodologies globally

- In November 2022, press-in construction works will start for the canal revetment repair works in Amsterdam, the Netherlands.
- The Sydney Fish Market redevelopment project will be completed this autumn.
- Orders are expected for ODA projects in Southeast Asia.

# Forecast - Sales by Segment



◇ **Construction Machinery Segment**  
**Up 2,748M JPY**

Press-in machine sales are expected to grow led by increased adoption of the Implant Method®.

◇ **Press-in Work Segment**  
**Down 1,126M JPY**

Most construction works for the large-scale project in Australia will be completed in the first half.

# Forecast - Progress of Medium-Term Management Plan

[Net Sales]

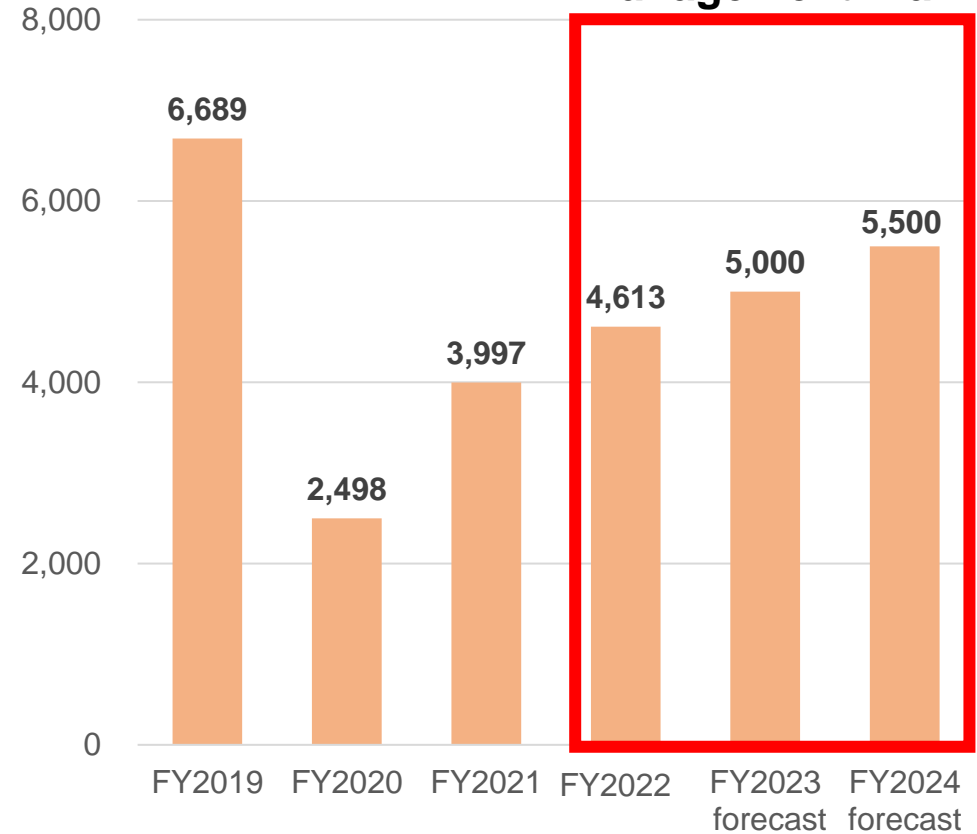
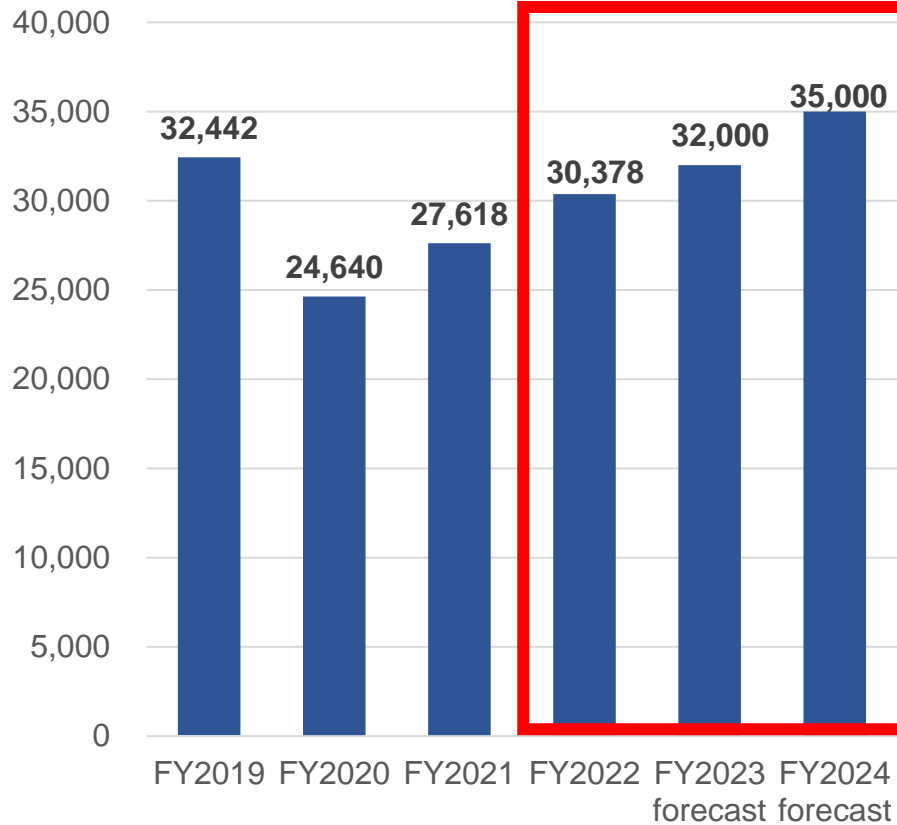
Unit: Millions of JPY

[Operating Profit]

Unit: Millions of JPY

**Medium-Term  
Management Plan**

**Medium-Term  
Management Plan**



# Shareholder Return

# Shareholder Return

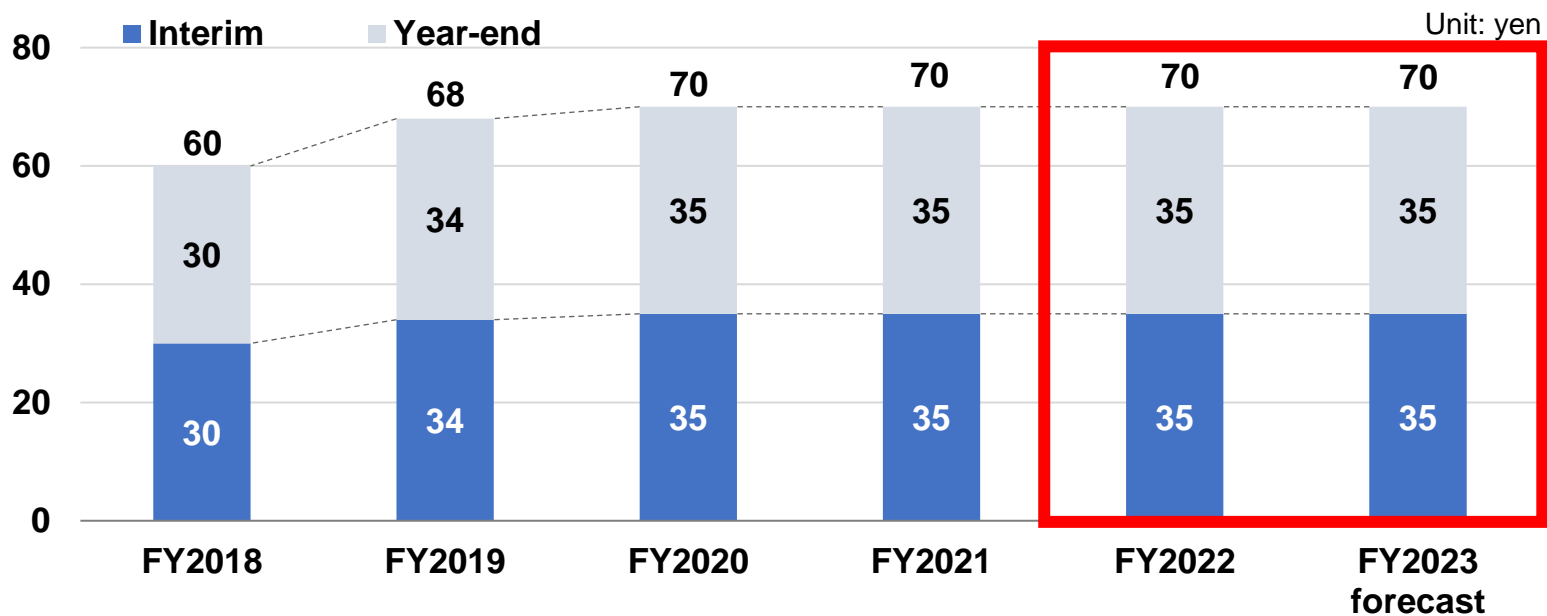
**FY2022**

Interim dividend : 35 yen (result)  
 Year-end dividend : 35 yen (forecast)



**FY2023**

Interim dividend : 35 yen  
 Year-end dividend : 35 yen



Profit (Millions of JPY)	4,151	4,571	1,400	3,073	3,234	3,500
Profit per share (JPY)	155.75	168.80	51.28	112.22	117.65	127.26
Payout Ratio (%)	38.5	40.3	136.5	62.4	59.5	55.0
Dividend on Equity Ratio (%)	5.7	4.8	5.1	5.0	4.8	4.6